


How to Create a Deco Mesh Wreath

Deco mesh wreaths are a beautiful and festive way to decorate your home or office for any season. They are relatively easy to make, and the best part is that you can customize them to match your own personal style. In this step-by-step guide, we will teach you everything you need to know to create a beautiful deco mesh wreath of your own.



How to Create a Deco Mesh Wreath: The Road to Creativity by Drac Von Stoller

★★★★☆ 4.3 out of 5

Language : English
File size : 1450 KB
Text-to-Speech : Enabled
Screen Reader : Supported
Enhanced typesetting : Enabled
Print length : 21 pages



Materials

- 12-inch wire wreath frame
- 10 yards of deco mesh (10 inches wide)
- Floral wire
- Scissors
- Embellishments (optional)

Instructions


1. **Prepare the deco mesh.** Cut the deco mesh into 12-inch strips. You will need about 30-40 strips to complete the wreath.
2. **Attach the deco mesh to the wreath frame.** Take a strip of deco mesh and fold it in half. Insert the folded end of the mesh into the top of the wreath frame. Pull the two ends of the mesh through the loop and tighten. Continue attaching strips of mesh to the wreath frame in this manner, working your way around the entire wreath.
3. **Secure the deco mesh.** Once you have attached all of the strips of mesh to the wreath frame, use floral wire to secure them in place. Wrap the wire around the mesh and the wreath frame several times and then twist the wire to tighten. Trim any excess wire.
4. **Add embellishments.** (Optional) If desired, you can add embellishments to your wreath. Some popular embellishments for deco mesh wreaths include ribbon, bows, flowers, and beads. Simply hot glue or wire the embellishments to the wreath.
5. **Hang your wreath.** Once you are finished making your wreath, hang it on a door, wall, or window. Use a ribbon or wire to hang the wreath.

Tips

- Use a variety of colors and textures of deco mesh to create a unique look.
- Add a touch of greenery to your wreath by using artificial leaves or branches.
- Personalize your wreath by adding embellishments that reflect your own style.

- Make a wreath for every season. Deco mesh wreaths are a great way to add a festive touch to your home all year round.

Creating a deco mesh wreath is a fun and easy way to add a touch of personality to your home or office. With a little creativity, you can create a beautiful wreath that will be the envy of your friends and family. So what are you waiting for? Get started today!




How to Create a Deco Mesh Wreath: The Road to Creativity

by Drac Von Stoller

★ ★ ★ ★ ☆ 4.3 out of 5

Language : English
File size : 1450 KB
Text-to-Speech : Enabled
Screen Reader : Supported
Enhanced typesetting : Enabled
Print length : 21 pages



Ten Thousand Spirals: Leccion Inagural Del Curso Academico 1994-1995

Ten Thousand Spirals is a novel by Lawrence Durrell that tells the story of a young man's coming of age on the island of Corfu. The novel is full...



Super Friends: The Animated Series (1976-1981) - Holly Sheidenberger

Super Friends is an iconic animated series that aired from 1976 to 1981 on ABC. The show featured a team of superheroes from the DC...