


Christmas Carols for Two Cellos: A Guide to Easy Instrumental Duets

The holidays are a time for family, friends, and music. And what better way to celebrate the season than with some beautiful Christmas carols played on two cellos?



Christmas Carols for Two Cellos - Easy Instrumental Duets by Mark Phillips

★★★★★ 5 out of 5

Language : English

File size : 4184 KB

Screen Reader : Supported

Print length : 48 pages

X-Ray for textbooks : Enabled



If you're a cellist, or you're interested in learning how to play, then this guide is for you. We'll provide you with everything you need to know about playing Christmas carols for two cellos, including sheet music, tips for playing, and more.

Sheet Music

The first step to playing Christmas carols for two cellos is to find the right sheet music. There are many different arrangements available, so you can choose one that fits your skill level and interests.

If you're a beginner, we recommend starting with some of the easier arrangements. These arrangements will typically use simple rhythms and notes, and they'll be easier to learn and play.

Once you've mastered the basics, you can move on to some of the more challenging arrangements. These arrangements will typically use more complex rhythms and notes, and they'll be more difficult to learn and play.

Here are a few of our favorite arrangements of Christmas carols for two cellos:

- "Silent Night" by Franz Xaver Gruber
- "Jingle Bells" by James Lord Pierpont
- "Deck the Halls" by Traditional
- "The First Noel" by Traditional
- "O Holy Night" by Adolphe Adam

Tips for Playing


Once you have your sheet music, it's time to start practicing. Here are a few tips to help you play Christmas carols for two cellos:

- **Start slowly.** Don't try to play the carols too fast at first. Start slowly and gradually increase your speed as you become more comfortable with the music.
- **Be accurate.** It's important to play the notes correctly. Don't rush through the music. Take your time and make sure you're playing the notes accurately.

- **Use a metronome.** A metronome can help you stay on track and play the carols at the correct tempo.
- **Listen to yourself.** As you're playing, listen to yourself and make sure you're playing the carols musically. Pay attention to the dynamics and phrasing.
- **Have fun!** Playing Christmas carols for two cellos should be fun. So relax, enjoy the music, and make some beautiful music with your friends and family.

Christmas carols for two cellos are a beautiful way to celebrate the holiday season. With a little practice, you can learn to play these carols and share the joy of music with your loved ones.

So what are you waiting for? Grab your cello and start practicing today!



Christmas Carols for Two Cellos - Easy Instrumental

Duets by Mark Phillips

★★★★★ 5 out of 5

Language : English


File size : 4184 KB

Screen Reader : Supported

Print length : 48 pages

X-Ray for textbooks : Enabled





Ten Thousand Spirals: Leccion Inagural Del Curso Academico 1994-1995

Ten Thousand Spirals is a novel by Lawrence Durrell that tells the story of a young man's coming of age on the island of Corfu. The novel is full...



Super Friends: The Animated Series (1976-1981) - Holly Sheidenberger

Super Friends is an iconic animated series that aired from 1976 to 1981 on ABC. The show featured a team of superheroes from the DC...